




# Pierce My Heart Valentine

**Size:** 4-1/4" x 5-1/2" (A2 Envelope)

## **Tips & Tricks:**

- ◆ **Lace Tape Flowers:** Cut one motif (doily). Do not remove from backing. Affix to colored card stock. Punch with Small Scallop Punch (#129404) and embellish as desired.



## **Supplies:**

- ◆ Stamps: My Little Valentine (#132242)
- ◆ Designer Series Paper (DSP): Twitterpated (#125406)
- ◆ Card Stock: Island Indigo (#122923), Whisper White (#100730)
- ◆ Ink & Coloring: Classic Inks (Riding Hood Red #126968)
- ◆ Accessories: Baker's Twine (Island Indigo #125575); Bitty Buttons (#118761); Delicate Details Lace Tape (#130966)

## **Tools:**

- ◆ Paper-Piercing: Tool (#126189); Mat (#126199); Templates: (Occasions Pack #129387)
- ◆ Punches: Full Heart (#119883), Scallop Trim Border (#118402), Small Oval (#120908)
- ◆ Trimming & Cutting: Craft Scissors (#108360); Stampin' Trimmer (#126889)

## **Adhesives:**

- ◆ Multi Purpose Liquid Glue (#110755)
- ◆ SNAIL Adhesive® (#104332)
- ◆ Stampin' Dimensionals® (#104430)



Order supplies online through:

[www.wildwestpaperarts.com](http://www.wildwestpaperarts.com)

Rae Harper-Burnet  
Independent Stampin'Up! Demonstrator  
775-624-8394 or 775-657-5959  
rae@wildwestpaperarts.com