

# Christmas Wish Lists

With Santa's Workshop Suite

Rae Harper-Burnet

775-657-5959

[rae@wildwestpaperarts.com](mailto:rae@wildwestpaperarts.com)

[www.wildwestpaperarts.com](http://www.wildwestpaperarts.com)



## SIZES:

- Finished Size - A2 (4-1/4 x 5-1/2)
- Thick Whisper White Card Base - 5-1/2 x 8-1/2 Scored and folded to A2
- Basic Black CS - 1-3/4 x 4-1/4 (1 pc); 2-3/4 x 2-3/4 (1 pc); 5-3/8 x 4-1/8 (1 pc)
- Real Red CS - 5-1/4 x 4
- Whisper White CS- 3 x 3 (1 pc)
- Santa's Workshop Specialty DSP- 1-1/2 x 4 (1 pc red dots) plus sheets with Santa, Mrs. Claus package stack and Sign Post images.

## INSTRUCTIONS:

1. Score and fold 8-1/2 x 5-1/2 Whisper White Thick CS in half to create a card base
2. Layer and adhere Real Red CS to Basic Black CS to card base using Multipurpose Liquid Glue.
3. Layer red dotted SDSP to Basic Black CS and adhere to layer created in Step 2 using Multipurpose Liquid Glue.
4. Die cut Whisper White CS with Stitched Shapes Square. Stamp greeting in the upper left corner, just inside the stitching with Memento Ink.
5. Die cut Santa or Mrs. Claus and gifts with appropriate Framelit. Attach to Whisper White Square (step 2) with Stampin' Dimensionals. Adhere this piece to 2-3/4 x 2-3/4 Basic Black CS using

# Christmas Wish Lists

## With Santa's Workshop Suite

Rae Harper-Burnet

775-657-5959

[rae@wildwestpaperarts.com](mailto:rae@wildwestpaperarts.com)

[www.wildwestpaperarts.com](http://www.wildwestpaperarts.com)

Multipurpose Liquid Glue.

6. Trim three pieces of ribbon at an angle on one end. Attach to back of piece from Step 3 with Tear & Tape Adhesive. Adhere this entire piece to card with Stampin' Dimensionals.
7. Die cut Sign Post image. Stamp greeting on sign post. Adhere to inside of card.
8. Sign and smile as you put it in the mail.



***Shop Stampin' Up! 24/7***  
***See Original Post***

# Christmas Wish Lists

With Santa's Workshop Suite

Rae Harper-Burnet

775-657-5959

[rae@wildwestpaperarts.com](mailto:rae@wildwestpaperarts.com)

[www.wildwestpaperarts.com](http://www.wildwestpaperarts.com)



[Santa's Workshop 12" X 12" \(30.5 X 30.5 Cm\) Specialty Designer Series Paper](#)

147809

Price: \$14.00



[Signs Of Santa Photopolymer Bundle](#)

149967

Price: \$47.50



[Signs Of Santa Photopolymer Stamp Set](#)

147690


Price: \$21.00



[Santa's Signpost Framelits Dies](#)

147911

Price: \$32.00



[Stitched Shapes Framelits Dies](#)

145372

Price: \$30.00



[Tuxedo Black Memento Ink Pad](#)

132708


Price: \$6.00



[Basic Black 8-1/2" X 11" Cardstock](#)

121045

Price: \$8.50



[Real Red 8-1/2" X 11" Cardstock](#)

102482

Price: \$8.50

# Christmas Wish Lists


With Santa's Workshop Suite

Rae Harper-Burnet

775-657-5959

[rae@wildwestpaperarts.com](mailto:rae@wildwestpaperarts.com)

[www.wildwestpaperarts.com](http://www.wildwestpaperarts.com)



[Whisper White 8-1/2" X 11" Cardstock](#)

100730

Price: \$9.75



[Whisper White 8-1/2" X 11" Thick Cardstock](#)

140272

Price: \$7.75



[Whisper White Medium Envelopes](#)

107301

Price: \$7.00



[Big Shot](#)

143263

Price: \$110.00



[Stampin' Trimmer](#)

126889

Price: \$30.00



[Basic Black 3/8" Shimmer Ribbon](#)

144129

Price: \$7.00



[Multipurpose Liquid Glue](#)

110755

Price: \$4.00



[Stampin' Dimensionals](#)

104430

Price: \$4.00

# Christmas Wish Lists

With Santa's Workshop Suite

Rae Harper-Burnet

775-657-5959

[rae@wildwestpaperarts.com](mailto:rae@wildwestpaperarts.com)

[www.wildwestpaperarts.com](http://www.wildwestpaperarts.com)



## [Tear & Tape](#)

[Adhesive](#)

138995

Price: \$7.00



## [Paper Snips](#)

103579

Price: \$10.00